











<b>Scientific Program</b>  <b>Friday</b> <b>2. 11. 2018</b> Prekongress workshops	Mendelova univerzita BRNO	Mendelova univerzita BRNO	Mendelova univerzita BRNO	Kongresové centrum BVV, main entrance to BVV, Brno
	Workshop Rigid endoscopy <b>Kamil Tomša (CH)</b> <i>in Czech/English</i> 	Sonography Workshop <b>Katharina Hittmair</b> <b>Thorsten Rick (A)</b> <i>in English</i>  	Workshop Double pelvic osteotomy <b>Scott Lozier (USA)</b> <i>in English</i> 	VetBusinessForum <b>Antje Blaettner, (D)</b> <b>Zdeněk Mahler, (CZ)</b> <i>in English</i>  
8:15	8:15 <b>Introduction</b> 8:30			
8:30	8:30 <b>Technical equipment for rigid endoscopy</b> 9:00	8:30 <b>Registration</b> 9:00		
9:00	9:00 <b>COFFEE BREAK</b> 9:30	9:00 <b>Theoretical introduction – Sonography of the head and neck</b> 10:00	9:00 <b>Early diagnostics of HJD in a young dog</b> 9:30	9:00 <b>Alternative medicine – How to deal with clients with „odd“ requierments and attitudes in everyday practice (clients using garlic against fleas, BARF fans...)</b>  <b>Master league of communication – how to deal with angry, sad or disapointed clients</b>  <b>COFFEE BREAK</b>  <b>We all have our special clients – dialog with an important person</b>  <b>Blaettner, Antje: It’s a veterinary performance! How to impress your client and win his YES due to giving an excedent consultation</b>  <b>LUNCH</b>  <b>Antje Blaettner – Workshop 1: Proper and effective dealing with clients</b>  <b>Zdeněk Mahler – Workshop 2: Proper and effective dealing with clients</b>
9:30	9:30 <b>Rhinospopy – theory</b> 10:00		9:30 <b>Indication for DPO</b> 10:00	
10:00	10:00 <b>COFFEE BREAK</b> 10:15	10:00 <b>COFFEE BREAK</b> 10:15		
10:15	10:15 <b>Vaginoscopy, cystoscopy – theory</b> 10:30	10:15 <b>Principles and biomechanics of DPO</b> 11:45		
10:30	10:30 <b>COFFEE BREAK</b> 11:00	10:30 <b>Theoretical Introduction – Sonography of the thorax</b> 11:30		
11:15	11:15 <b>LUNCH</b> 12:45	11:30 <b>Theoretical Introduction – Sonography of orthopedic structures</b> 12:00	11:45 <b>Surgical approaches to DPO</b> 12:15	
11:30		12:00 <b>LUNCH</b> 13:00	12:15 <b>DPO technique</b> 13:00	
11:45		13:00 <b>Workshop Rhinoscopy</b> 14:15	13:00 <b>LUNCH</b> 14:00	
12:00		14:00 <b>Workshop Cystoscopy</b> 16:15	14:00 <b>Postoperative care</b> 14:15	
12:15	12:45 <b>COFFEE BREAK</b> 14:45	13:00 <b>Practical sonography training (Incl. 30 min. coffee break)</b> 16:30	14:15 <b>Complications after DPO</b> 15:00	
12:45	14:45 <b>COFFEE BREAK</b> 16:30		15:00 <b>COFFEE BREAK</b> 15:15	
13:00	16:15 <b>COFFEE BREAK</b> 16:30		15:15 <b>Drylab: Training on plastic bones</b> 16:15	
14:00	16:30 <b>Discussion</b> 17:00		16:15 <b>Wetlab: Training of the surgical approach and surgical technics with authentic implants (canine bodies)</b> 18:00	
14:15	17:00		18:00	
14:45	17:00			
15:00	17:00			
15:15	17:00			
16:00	17:00			
16:15	17:00			
16:30	17:00			
17:00	17:00			
18:00	17:00			

Scientific Program Saturday 3. 11. 2018	Sál E1C	Sál E1B	Sál E2	Sál E1A	
		Urology Kamil Tomša (CH) <i>in Czech</i>	Surgery: Everything about the hip joint Scott Lozier (USA) <i>in English</i> 	Idexx stream: Parasitic diseases Rolf Nijse (NL) <i>in English</i> 	For veterinary nurses: Wound healing and bandage techniques Leona Raušerová (CZ) <i>in Czech</i>
8:45				8:30	Time table to be specified
9:00	9:00		9:00	<b>Wound healing and their therapeutic options</b> 9:15	
9:15	Urinary tract infection – overview/pathophysiology 9:45	9:15	Practice Management: Pet Insurance Importance in Veterinary Practice 9:30	9:15	Surgery
9:30		Hip joint – introduction and basics 10:00	Critical assesment of recent treatment of canine toxocariosis 10:15	<b>COFFEE BREAK</b> 9:45	
9:45	Urinary tract infection – therapeutic options 10:30	10:00	10:15	9:45	Dermatology
10:00		Developmental disorders of the hip joint – Hip joint dysplasia (HJD) 10:45	Giardiosis in small animals – diagnostics, therapy, prevention. What to expect? 11:00	Wound healing – advanced techniques 10:15	
10:15	10:30	10:45	11:00	10:15	Certification
10:30	<b>COFFEE BREAK</b> 11:00	<b>COFFEE BREAK</b> 11:15	<b>COFFEE BREAK</b> 11:30	Bandage and splinting techniques 11:00	
10:45	Uroliths – overview/pathophysiology 11:45	11:15	11:30	11:00	Cardiology
11:00		Therapy of HJD: JPS, PO, THR, THO 12:00	Parasitic infections of small animals – diagnostic tools in veterinary medicine 12:15	<b>COFFEE BREAK</b> 11:30	
11:15	LUNCH 12:00	12:00	12:30	11:30	Oncology
11:30		LUNCH 12:30	LUNCH 13:15	Veterinary technician in the context of the law Mgr. Zbyněk Láník (CZ) Legal requirements of a medical documentation management Authority and Responsibility of veterinary technicians GDPR in veterinary practice 12:15	
11:45	PhDr. Barbora Kucharová, PhD. (SK) Burn out syndrom in veterinary profession and its prevention <i>in Slovak</i> (in the biggest auditorium and transmittion to the other one) 13:15				
12:00					
12:15				12:15	
12:30				LUNCH	
13:15					
13:30				13:45	
13:45	13:45	13:45	13:30	13:45	
14:00	Uroliths – non invasive therapeutic options 14:30	Developmental disorders of the hip joint – LCP, OCD, epiphyseal plate disorders 14:30	 Stomatology stream Kateřina Slabá (CZ) <i>in Czech</i> Stomatological cases Interactive session - part I 14:45	Emergency and intensive care for veterinary technicians Elizabeth Leece (UK) <i>in English</i> Presentation of emergency case and how to be prepared 14:30	
14:30	<b>COFFEE BREAK</b> 15:15	Traumatic disorders of the hip joint – hip luxation 15:15	14:45	14:30	Cardiopulmonary resuscitation 15:15
14:45			<b>COFFEE BREAK</b> 15:15		
15:15	Diagnostic Imaging of the Lower Urinary Tract (RTG/ultrasound/contrast studies) – from the perspective of an internal medicine specialist Case reports (2 - 4 cases) 16:30	15:15	15:15	15:15	TIVA – what does it mean and how to provide it? (practical guidelines and monitoring) 15:45
15:45		<b>COFFEE BREAK</b> 15:45	Stomatological cases Interactive session part II 16:45	15:45	
16:00		15:45		15:45	Monitoring of the patient during the surgery 16:45
16:15		Traumatic disorders of the hip joints – hip fractures (acetabulum, neck, head) 16:30		<b>COFFEE BREAK</b> 16:30	
16:30	16:30	16:30		16:30	
16:45	Discussion 16:45	Discussion 16:45			
17:00					
17:00	17:00				
18:00	CSAVA Plenum 18:00				
18:00					

Scientific Program Sunday 4. 11. 2018	Sál E1C	Sál E1B	Sál E2	Sál E1A	
	Cardiology <b>Gerhard Wess (D)</b> <i>in English</i> 	Emergency and critical care <b>Elisabeth Leece (UK)</b> <i>in English</i>	Royal Canin stream: Ageing cats medicine <b>Nathalie Dowgray (GB)</b> <i>in English</i> 	For veterinary nurses: Running the hospitalisation from A to Z <b>Leona Raušerová</b> <i>in Czech</i>	CSAVA sections meetings
8:30	8:30 <b>What is new in ACVIM MMVD recommendations – including VALVE study</b> 9:15				Time table to be specified
9:00		9:00 <b>Head trauma</b> 9:45		9:00	
9:15	9:15 <b>DCM in Doberman pinchers – new ESVC screening recommendations</b> 9:45		9:15 <b>Ageing cat consultation – structure, timing, age linked disorders and proper diagnostics and management</b> 10:00	<b>Hospitalisation – what is expected for effective service?</b>	<b>Surgery</b>
9:30					
9:45		9:45 <b>Analgesia in traumatic patient</b> 10:00			<b>Dermatology</b>
10:00	10:00 <b>COFFEE BREAK</b> 10:30		10:00 <b>Feline arthritis – practical approach to the first line diagnostics and management</b> 10:45		
10:15					<b>Certification</b>
10:30	10:30 <b>Diagnostics and therapy of congenital heart diseases</b> 11:00	10:30 <b>COFFEE BREAK</b> 11:00		10:30 <b>COFFEE BREAK</b> 11:00	
10:45			10:45 <b>COFFEE BREAK</b> 11:15		<b>Cardiology</b>
11:00	11:00 <b>News in feline cardiomyopathies including REVEAL study</b> 11:45	11:00 <b>Anesthesiologic emergencies: traumatic patient</b> 11:45		11:00 <b>Fluid therapy and use of feeding tubes</b> 12:30	
11:15			11:15 <b>Ageing cats medicine – influence of ageing to the welfare and way how to help with environmental modification</b> 12:00		<b>Oncology</b>
11:30	11:15 <b>News in feline cardiomyopathies including REVEAL study</b> 12:00	11:45 <b>Anesthesiologic emergencies: caesarian section GDV, foreign body...</b> 12:30			
11:45			12:00 <b>Feline infectious diseases – approach to private held cats vs cats in the shelter + Discussion</b> 13:00		
12:00	12:00 <b>LUNCH</b> 13:00				
12:15		12:30 <b>LUNCH</b> 13:30			
12:30			13:00 <b>LUNCH</b> 14:30		
12:45					
13:00	13:00 <b>New diuretics drug (torasemid) and clinical examples of sequential nephron blockade</b> 13:45	13:30 <b>CPR for general practice</b> 14:15			
13:15				13:15 <b>Practical solutions of the pattern diagnoses + Discussion</b> 14:30	
13:30					
13:45	13:45 <b>Left atrium evaluation – new and already existing methods</b> 14:30				
14:15					
14:30					
14:45	14:30 <b>Discussion</b> 14:45				

CONFERENCE PARTNERS  
MEDIA PARTNER

More information and registration is available at: [www.cavlmz.cz/en/](http://www.cavlmz.cz/en/)

