








PROGRAMME	Sál E1a	Sál E1b	Sál E1c	Sál E3	
	Saturday 12.11.2016 (Preliminary programme)	Gert ter Haar (GB) Soft tissue surgery PROGRAMM FOR NURSES AND FIRST LINE PRACTITIONERS in English 	Bernadette van Ryssen (BE) Orthopedics in English 	Mike Willard (US) Gastroenterology in English 	Michal Jiříčka (CZ) Homeopathy in Czech
8:30			8:30		
9:00	9:00		Chronic small bowel diarrhea IBD is not the most common cause (I) 9:30	9:00	
9:30	Localization of respiratory problems a prerequisite for successful treatment	9:30	9:30	Non-conventional medicine (regulatory, alternative) in veterinary practice	
9:45	10:00	Orthopedic exam of the front limb tips and tricks	Chronic small bowel diarrhea IBD is not the most common cause (II)	9:45	
10:00	10:00	10:20	10:30	9:45	
10:20	Obstructive respiratory disease problems of medical care and when surgery is the only solution	10:20	10:30	Homeopathy in veterinary practice	10:30
10:30	11:00	Diseases of the elbow joint in the young dog	10:30 <i>Coffee Break</i>	10:30 <i>Coffee Break</i>	
11:00	11:00	11:10	11:00	11:00	
11:10	<i>Coffee Break</i>	11:10 <i>Coffee Break</i>	Protein-losing enteropathies low albumin does not always mean you will fail	Homeotoxicology, Traumeel polycomposite homeopathic formulation Vendula Hubáčková (CZ)	11:45
11:30	11:45	11:30	12:00	11:45	
11:45	11:45	Diseases of the elbow joint in the adult dog	12:00	Physiologic regulatory medicine (FRM) MD injections, Guna preparations Irena Doležalová (CZ), Klára Němcová (CZ)	12:30
12:00	Laryngeal paralysis , where surgery is the only way and how to treat this patients	12:20	LUNCH	12:30	
12:20	12:30	LUNCH	LUNCH	12:30	
12:30	12:30	13:00	13:00	Panel discussion	13:00
13:00	Surgery of the upper respiratory tract and need for postoperative care	13:00	CSAVA Annual meeting	13:00	
13:15	13:15	14:00	14:00		
14:00	LUNCH	14:00 <i>Coffee Break</i>	14:00		
14:20		14:20	Chronic large bowel diarrhoea the textbooks do not tell it, like it is		
14:50		14:50	14:50		
15:00		15:00	14:50	Diseases of the shoulder joint in the young dog	Coffee Break
15:10	15:00	15:40	15:20		
15:20	Lung lobe torsion-signs, treatment and further postoperative management	15:40	15:20		
15:40	15:45	15:40	Canine pancreatitis the textbooks do not tell it, like it is		
15:45	15:45	<i>Coffee Break</i>	16:10		
16:00	Deafness a small or a big problem? What can be done technically	16:10	16:10		
16:10	16:30	16:10	16:10	Venue: E1C Vestibule	
16:30	16:30	Diseases of the shoulder joint in the adult dog	Panel discussion		
16:50	Panel discussion	16:50	17:00	Social gathering of CSAVA Annual Conference participants and exhibitors	
17:00	17:00	Panel discussion	Cardiology society session		
17:00	Dermatology society session	17:20	17:00		
18:00	18:00	18:00	18:00		

Sunday 13.11.2016	Sál E1a	Sál E1b	Sál E1c	Sál E2	Sál E3	Sál E4
	Katharina Hittmair (AT) Radiology, Imaging in English 	Denis De Nicola (US) Haematology in English  laboratorní diagnostika	Petr Šrenk(CZ) Aleš Tomek(CZ) Ondřej Škor (CZ) Oncology in Czech	Gert ter Haar (GB) PROGRAMM FOR NURSES AND FIRST LINE PRACTITIONERS in English 	Veterinary Emergency and Critical Care in Czech 	Stuart Ellis (GB) Jiří Beránek (CZ) Ophthalmology in English
8:00			8:00			
8:30		8:30	Brain tumours			
8:45		A sick patient: where to begin with laboratory diagnostics	8:45			
9:00	9:00		Clinical presentation and examination in the patient with CNS neoplasia	9:00	9:00	9:00
9:30	Radiology of the urinary tract urinary calculi	9:30		"Weird noises" explain every type of stridor, sneezing,reverse sneezing, coughing etc for nurses	Critically ill patients Fluid therapy Leona Raušerová (CZ)	Gonioscopy made easy
9:45		Complete blood count: how sensitive and specific is it?	9:30			
9:50	9:50		Spinal and peripheral nerve tumours	9:50	9:45	9:45
10:15	Ectopic ureter breeding programs and imaging methods	10:30		9:50	Critically ill patients Nutrition Leona Raušerová (CZ)	Is this cataract inherited?
10:30		10:30	Coffee Break	10:40	10:30	10:30
10:40	10:40	Coffee Break		10:40	Coffee Break	Coffee Break
10:45	Coffee Break	11:00	10:45	Coffee Break	11:00	11:00
11:00		11:00	Diagnostic imaging in the patient with CNS neoplasia	11:10	11:00	11:00
11:10	11:10			11:10	Nasoesophageal and esophageal feeding tube placement Miloš Vávra (CZ)	Genetic eye disease can I trust in what I see?
11:30	Neoplasia of the urogenital tract	Blood count in the right light: how to use practically the graphic cytogram	11:30	Ear problems interactive cases to explain hearing, ear surgeries and aftercare	11:30 New liquid diets specially designed for tube feeding Dagmar Tarkošová (CZ) (Royal Canin presentation)	
11:45			Radiotherapy of CNS neoplasia	12:00	11:45	11:45
12:00	12:00			12:00		
12:15	LUNCH		12:15	Wound healing and wound management		Inherited Eye Disease Quizz
12:30		12:45	Diagnostic and therapeutic surgery of CNS neoplasia	12:50		12:30
12:45		Guide for the 3-minute blood smear: when and how?				
12:50		13:00	13:00	12:50		Interesting ophthalmological case reports (genetic diseases)
13:00	13:00	13:00	13:00	LUNCH		13:30
13:30	Biopsy of the urinary tract	LUNCH	LUNCH	13:40		
13:40		14:00	14:00	13:40		
14:00	14:00		14:00	Parenteral feeding - when perorally is rejected or impossible. Iveta Bečvářová (CZ)		
14:45	Case reports: urogenital tract interactive interpretation		14:45	14:45		
15:00			Medical therapy of CNS neoplasia from the perspective of the neurologist			
15:30			Chemotherapy and immunotherapy of CNS neoplasia			
15:45			15:30			
16:00			Panel discussion			
16:00			16:00			
17:00			Oncology society session			
			17:00			