







PROGRAMME									
	<b>Friday</b> <b>29.9.2017</b> Precongress – practical workshops		<b>Massimo Petazzoni (IT)</b> Tibial Plateau Leveling Osteotomy TPLO (practical workshop and drylab) <i>in English</i> 		<b>Gianluca Rovesti (IT)</b> Tibial Tuberosity Advancement TTA Porous (practical workshop and drylab) <i>in English</i> 		<b>Niko Pantchev (D), Zuzana Svobodová (CZ)</b> Travel Diseases and Vector Borne Diseases (practical and interactive workshop) <i>in English</i> 		
8:00	8:00	<b>Introduction and Basics</b>	8:30						
8:30	8:30	<b>Fixin Instruments and Implants</b>	9:15	8:30	<b>Biomechanical Aspects of the Techniques of Stifle Stabilisation</b>	9:15	8:30	<b>Focus on Travel Diseases: Is It All in the Literature?</b>	9:15
9:15	9:15	<b>Biomechanics of the Stifle Joint with TPLO</b>	9:45	9:15	<b>Philosophy and Special Features of X-Porous TTA</b>	10:00	9:15	<b>Travel Diseases and Perspectives: Look on the Perfect Profile</b>	10:00
9:45	9:45	<b>COFFEE BREAK</b>	10:00	10:00		10:00			
10:00	10:00	<b>Planning: Best Size of Saw and Best Implant</b>	10:30	10:00	<b>COFFEE BREAK</b>	10:30	10:00	<b>COFFEE BREAK</b>	10:30
10:30	10:30		10:40	10:30	<b>Instruments and Preoperative Planning</b>	11:15	10:30	<b>CVBD- What's New in This Field?</b>	11:15
10:40	10:40	<b>Surgical Approach</b>	11:20	11:15		11:15			
11:15	11:15			11:20	<b>Diagnostic Algorithm for the Choice of Surgical Technique</b>	12:00	11:15	<b>CVBD in Czechia and Slovakia: Up-date and Epidemiology</b>	12:00
11:20	11:20	<b>Use of Jig: Jig or Jig-less?</b>	12:00	12:00	<b>LUNCH</b>	13:30	12:00	<b>LUNCH</b>	13:30
12:00	12:00	<b>LUNCH</b>	13:30	13:30	<b>Drylab: X-Porous TTA Technique Step-by Step</b>	15:30	13:30	<b>CRP: Fiction or Reality?</b>	14:15
13:30	13:30	<b>Safe or Release the Meniscus?</b>	14:00	14:00		14:15	14:15		<b>CRP Practical Approach: Application and Interpretation in Veterinary Medicine</b>
14:00	14:00	<b>TPLO Complications</b>	14:30	14:30		15:00	15:00	<b>Proteinuria and Infection in the Dog: Is It Just about Borreliosis?</b>	
14:15	14:15	<b>Dry Lab/Case Discussion</b>	15:30	15:30		15:45	15:45		<b>Discussion</b>
14:30	14:30			15:30	<b>Complications X-Porous TTA and Their Solution</b>	16:15	15:00	<b>Proteinuria and Infection in the Dog: Is It Just about Borreliosis?</b>	15:45
15:00	15:00	<b>COFFEE BREAK</b>	16:00	16:00		16:15	16:15		
15:30	15:30			16:00	<b>Discussion</b>	16:45	16:00	<b>Proteinuria and Infection in the Dog: Is It Just about Borreliosis?</b>	16:00
15:45	15:45	<b>Special TPLO</b>	16:30	16:15		16:45	16:45		
16:00	16:00			16:30	<b>TPLO vs TTA Roundtable</b>	18:30	16:15	<b>TPLO vs TTA Roundtable</b>	18:30
16:15	16:15			16:30		16:45	16:45		
16:30	16:30			16:30	16:45	16:45			
16:50	16:50			16:30	16:45	16:45			
17:00	17:00	<b>TPLO vs TTA Roundtable</b>	18:30	17:00	<b>TPLO vs TTA Roundtable</b>	18:30			
18:30	18:30			18:30	18:30	18:30			

Saturday 30.9.2017				
	Thomas Flegel (D) Neurology session in English	Jeniffer Ogeer (CND) Urology session in English 	<b>NURSE STREAM:</b> Carly Thornton (UK) General nursing Sarah Rebecca Vivian (UK) Small Animal Gynaecology in English	
8:30		8:30	Understanding the Diagnosis and Management of Kidney Disease in Dogs and Cats: A Case Based Approach. part 1	
9:00	9:00 Introduction 9:15	9:15		
9:15	9:15 Neuro-Localisation: Systematic Approach for Everybody	9:15	BREAK 9:30	
9:30	10:00	9:30	Understanding the Diagnosis and Management of Kidney Disease in Dogs and Cats: A Case-Based Approach. part 2 10:15	9:30 by C. Thornton Nurse to Client Communication 10:15
10:00	10:00 Neuro-Localisation: Let's Solve a Few Cases Together (interactive)	10:15	COFFEE BREAK 10:45	10:15 Should care Bundles Replace Nursing care Plans? 11:00
10:15	10:45	10:45	Understanding the Diagnosis and Management of Kidney Disease in Dogs and Cats: A Case-Based Approach. part 3 11:30	11:00 COFFEE BREAK 11:20
10:45	COFFEE BREAK 11:15	11:15		11:20 How to Perform Telephone Triage 12:10
11:00	11:15 When the Muscles Fail: General Approach to the Neuromuscular Case	11:30	BREAK 11:45	12:10 Legal Documents as Part of Receptionist Duties / Informed Consent etc../ UK Experience 13:00
11:15	12:00	11:45	The Symptomatic Patient: Getting the Most Information from the Minimum Database. part 1 12:30	13:00 LUNCH 13:30
11:20	12:00	12:00		13:30 The Symptomatic Patient: Getting the Most Information from the Minimum Database. part 2 14:15
11:30	12:00	12:30	LUNCH 13:30	14:30 Canine and Feline Reproduction 15:15
11:45	12:00	13:30	The Symptomatic Patient: Getting the Most Information from the Minimum Database. part 2 14:15	15:15 COFFEE BREAK 15:25
12:00	12:00	13:45		14:15 BREAK 14:30
12:10	12:00	14:15	A Case-Based Approach to Understanding Acid-base and Electrolyte Disturbances. part 1 15:45	16:10 BREAK 16:20
12:30	12:30	14:30		16:20 A Case-Based Approach to Understanding Acid-base and Electrolyte Disturbances. part 2 16:30
12:30	LUNCH 13:45	14:15	A Case-Based Approach to Understanding Acid-base and Electrolyte Disturbances. part 2 16:30	16:30 CSAVA Plenum, Board Election 18:00
13:00	13:00	14:30		16:30 CSAVA Plenum, Board Election 18:00
13:30	13:30	14:30	16:30	17:05
13:45	13:45 Common Neuromuscular Diseases	14:15	BREAK 14:30	
14:15	14:30	14:30		
14:30	14:30 Neuropathies – Lesions Outside the Brain and Spinal Cord	15:15	A Case-Based Approach to Understanding Acid-base and Electrolyte Disturbances. part 1 15:45	
15:15	15:15	15:15		
15:25	16:00	15:45		
15:45	16:00	15:45		
16:10		15:45	A Case-Based Approach to Understanding Acid-base and Electrolyte Disturbances. part 2 16:30	
16:20		16:30		
16:30		16:30	CSAVA Plenum, Board Election 18:00	

Sunday 1.10.2017						
	<p>Eberhard Ludewig(A) Sibylle Kneissl (UK) Oncology and imaging session in English</p> 	<p>Claudio Bussadori (IT) Cardiology session in English</p>	<p>Alex German (UK) Gastroenterology session in English</p> 	<p>Lubomír Sojka (CZ) Acupuncture</p>	<p>NURSE STREAM: Richard Minárik (CZ) Vladěna Štrosová (CZ) Nurse's role in dental care</p>	
8:30	8:30 <b>Introduction</b> 8:45					
8:45	<p>8:45 <b>The Role of Diagnostic Imaging in the Therapy of Cancer Patients</b> 9:30</p>	8:45 <b>Introduction</b> 9:00				
9:00		9:00 <b>Diagnosis and Management of Mitral Wave Diseases in Dogs</b> 9:45	9:00 <b>Introduction</b> 9:15		9:00 by R. Minárik	
9:15		<p>9:30 <b>What does the Radiologist with the Oncologic Patient?</b> 10:15</p>	<p>9:45 <b>Diagnosis and Management of Cardiomyopathies in Dogs</b> 10:30</p>	9:15 <b>Anorectic Cat – What to Do?</b> 10:00		9:45 <b>Dental Anatomy: Common Pathologies</b> 9:45
9:30				10:00 <b>Management of Chronic Diarrhoea in Cats</b> 10:20		9:45 <b>X-Ray Diagnostic Imaging and Dental Scoring</b> 10:30
9:45	<p>10:15 <b>COFFEE BREAK</b> 11:00</p>	<p>10:30 <b>COFFEE BREAK</b> 11:15</p>	10:00 <b>Obesity in Dogs and Cats: Causes and Consequences</b> 11:00			
10:00			10:45 <b>COFFEE BREAK</b> 11:00		10:30 <b>Acupuncture in Small Animal Practice</b> 10:45	
10:15	<p>11:00 <b>Characterising Tumors: Which Findings are Linked to Tumors and Which not</b> 11:45</p>	<p>11:15 <b>Clinical Knowledge: Staging and Indication for Therapy in PDA</b> 12:00</p>	11:00 <b>Obesity Management in Dogs and Cats</b> 12:30		10:45 by V. Štrosová	
10:30			11:45 <b>Lung Patterns</b> 12:30		11:00 <b>Use of Acupuncture in First Line Practice</b> 11:20	
10:45	<p>12:00 <b>LUNCH</b> 12:30</p>	<p>12:00 <b>LUNCH</b> 12:30</p>	<p>11:45 <b>Obesity Management in Dogs and Cats</b> 12:30</p>		11:30 <b>Nurse's Role in Dental Hygiene</b> 11:30	
11:00				12:30 <b>LUNCH</b> 13:00		11:30 <b>BREAK</b> 11:40
11:15	<p>13:00 <b>Pleural and Mediastinal Lesions</b> 13:45</p>	<p>13:00 <b>Interventional Cardiology: Approach for Congenital Cardiovascular Diseases</b> 13:45</p>	<p>13:00 <b>Obesity Management in Dogs and Cats</b> 12:30</p>		11:40 <b>Art of Scaling and Polishing</b> 12:30	
11:30				13:30 <b>LUNCH</b> 13:30		12:30 <b>Profylaxis in Dental Care</b> 13:10
11:45	<p>14:15 <b>Bone and Joint Lesions</b> 14:30</p>	<p>14:30 <b>Discussion</b> 14:45</p>	<p>13:45 <b>Diagnosis and Therapy of Inherited Heart Diseases that Affect the Right Ventricular Outflow Tract</b> 14:30</p>		13:10 <b>LUNCH</b> 14:10	
12:00				14:30 <b>Discussion</b> 14:45		13:10 <b>LUNCH</b> 14:10
12:25	<p>15:00 <b>COFFEE BREAK</b> 15:15</p>	<p>15:00 <b>Lesions of Skull and Spine</b> 16:00</p>	<p>14:30 <b>Discussion</b> 14:45</p>			
12:30				15:00 <b>COFFEE BREAK</b> 15:15		
12:30	<p>15:15 <b>Lesions of Skull and Spine</b> 16:00</p>	<p>16:00 <b>Discussion</b> 16:15</p>				
13:00			16:00 <b>Discussion</b> 16:15			